



BIOBORD
PLATFORM

BIBORD NETWORK

3rd lesson of Biobord training
Riikka Kumpulainen, Biobord admin



 **Interreg**
Baltic Sea Region



EUROPEAN UNION
EUROPEAN
REGIONAL
DEVELOPMENT
FUND

- Biobord Network and its elements
 - Platform elements and its use
 - Biobord brand





Biobord Network = The official network on Biobord that takes care of the platform and its functionalities

Biobord network = users of the Biobord-platform

The Biobord network forms an international bioeconomy innovation ecosystem that can support the developers in the commercialization of new bioeconomy products or services as well as improving the competitiveness, viability and sustainability of bioeconomy business.

Almost 300 users around BSR.

Biobord
Network
coming in
October
2020



Biobord Network

- Official network of organizations that wish to be part of the development and upkeeping of Biobord-platform.
- 7 organizations so far:
 - JAMK (FI)
 - Regional Council of Central Finland
 - Inland Norway University of Applied Sciences
 - Tretorget (NO)
 - Regional Science and Technology Centre (PL)
 - PRO Civis (PL)
 - Institute for Environmental Solutions (LV)

If you wish to join,
please contact
riikka.kumpulainen@
jamk.fi

- New project initiatives around Biobord
 - Chance to affect the development of the platform
 - Part of Joint Action Plan
 - Right to produce content to Biobord via Wagtail content management system
 - Organization presented in the Network Map
 - No limits or costs in Biobord usage
 - Right to use Biobord brand in their own marketing
- 266,00€/year
 - Responsible of Biobord Staff
 - Content monitoring (news and service cards)



BIOBORD
PLATFORM



- Two annual meetings: 1 online and 1 physically if possible
- Goals: strengthen Biobord-brand and to get more users to the platform via promotion and new initiatives
- First establishing meeting 23.10.2020

	USERS OF BIOBORD	BIOBORD NETWORK
FEE	<i>Free</i>	<i>Annual fee</i>
WHO	<i>Anyone who is interested in bioeconomy</i>	<i>Anyone who wants to join and be more involved in Biobord community</i>
OBLIGATIONS	<i>None</i>	<i>Biobord-platform, Operating Model and Joint Action Plan</i>
AVAILABLE FEATURES	<ul style="list-style-type: none"> <i>Reading of Biobord's content (incl. Resources)</i> <i>Taking part to open discussions</i> <i>Matchmaking</i> <i>Help of Biobord Staff</i> 	<ul style="list-style-type: none"> <i>Producing content to News, Service Cards and Map</i> <i>Having open or closed categories on Biobord forum</i> <i>Usage of Biobord-brand</i> <i>Being part of the development of the platform and its features</i>



JOINT ACTION PLAN

- A document created in RDI2CluB-project to help implement EU Bioeconomy **Smart Specialization Strategy**
- <http://rdi2club.eu>
- Different transnational co-operation actions between different regions in the field of bioeconomy.
- At least 2 partners from different countries.

Updated
once a year
until the end
of 2025



Action number: 1st number refers the objective, second to the sub-objective, third to action number

Action No. 1.1.4	Technologies for low-emission building.
Measures agreed	Cooperation will be promoted by the exchange of knowledge and experience in the development and introduction of technologies necessary for low-emission buildings. 1. Transfer of Norwegian technology to Świętokrzyskie Voivodeship for the construction of low-emission wooden buildings. 2. Cooperation of the wood construction sector stakeholders among regions. The first webinar is foreseen in April 2019. 3. P8, P9 will assess innovative technologies that reduce emissions and will elaborate a new model based on the quintuple helix for managing innovative solutions. New concepts of applying mobile devices (drones) for measuring near ground emissions from rural residential houses heated by fossil fuel will be shared with the RD2CluB project partners. The results will be openly accessible on the Biobord.eu platform.
Partners/partnerships	Responsible partner: Each partner initiates measures and can address other partners and/or stakeholders to contribute with knowledge/experience. Interested partners: P1 JAMK University of Applied Sciences (FI) P2 Regional Council of Central Finland (FI) P3 SSYP Kehitys Oy, Ltd (FI) P4 Inland Norway University of Applied Sciences (NO) P5 Inland County Council (NO) P6 Tretoget AS (NO) P8 Świętokrzyskie Voivodeship (PL) P9 Foundation for Education and Social Dialogue Pro Civis (PL) P11 Vidzeme Planning Region (LV)
Other stakeholders to be involved	Forest and Wood Products Research and Development Institute MEKA (LV) Latvia University of Life Sciences and Technologies (LV)
Type per implementation period	Medium term action
Results to be achieved	Increased knowledge and competence level of public sector institutions. New initiatives in low emission technologies.
Indicators for measuring achievements	Number of events organised, stakeholders addressed. Number of initiatives realised. Results of realised initiatives – scope, impact, follow up.
Mechanisms, tools to be used for measuring achievements	Feedback from involved partners.
Potential funding instruments and mechanisms to be used	Norway grants - Norwegian financial instrument Intelligent Energy Europe
Priority bioeconomy areas relevant to the Action	PrA No. 3 Bio-based construction and building materials PrA No. 7 Bio-based energy, incl. transport
Cross sectoral priorities addressed	Sustainable development.

Agreed measures

Organizations involved

Scale of the action

BIOBORD.EU

AMAZON WEB
SERVER

DISCOURSE
FORUM

WAGTAIL

KEYCLOAK

EDMS MAYAN

Front page and about
page "rental"

Biobord forum
platform

Content creation to
Biobord news and
services. Only Biobord
Network and
ConnectedByBiobord
has access

Registration and
account management.
Only admin has access

Document
management system
platform.



BIOBORD
PLATFORM

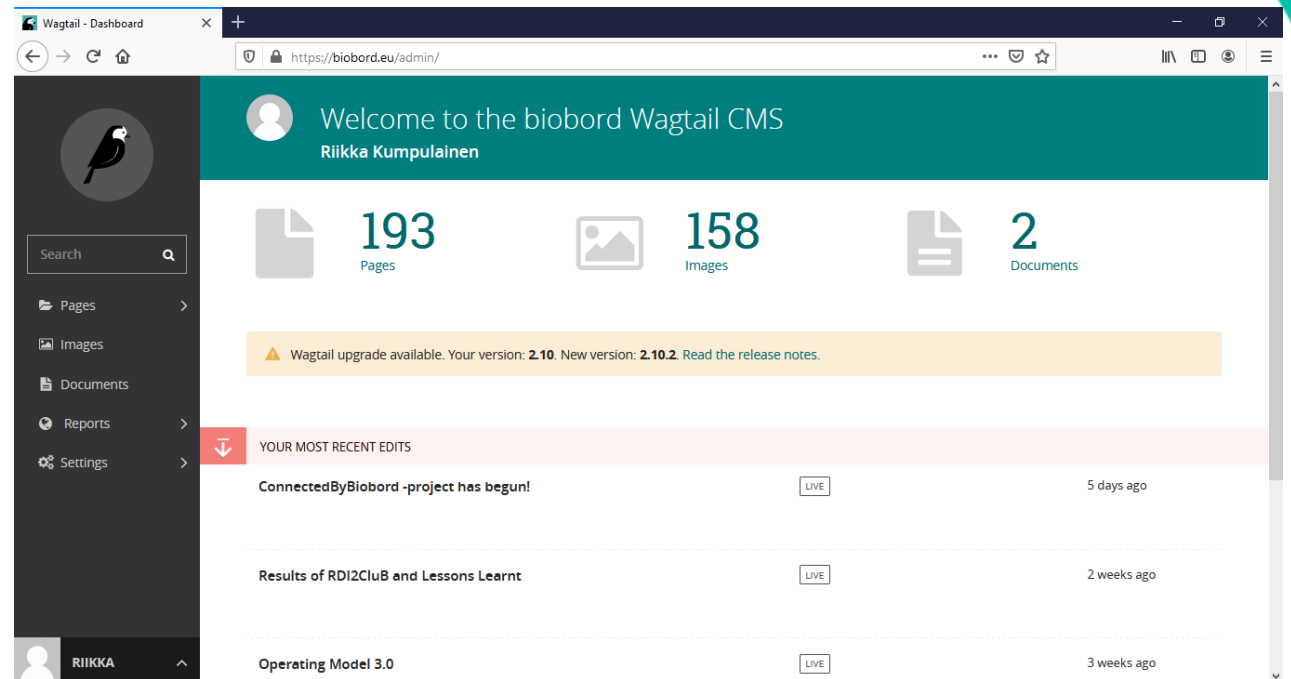


WAGTAIL – CONTENT MANAGEMENT SYSTEM

<https://biobord.eu/admin/users> (works with Biobord account)

- Biobord news
- Biobord service cards
- Biobord map

Only for Biobord Network
and ConnectedByBiobord



GUIDELINES FOR CONTENT CREATION

- Biobord Operating Model and its **guide nro 2: Service Path Guide for Biobord members**
- <https://forum.biobord.eu/t/biobord-operating-model/802/4>
- Description of Wagtail
- General principles of news writing
- Design of news cards
- Design of service cards and quality criteria
- Description of search features
- Building of forum category and best facilitation practises



FRONT PAGE

1. Select
PAGES
from the
ARROW

Wagtail - Dashboard

https://biobord.eu/admin/

Welcome to the biobord Wagtail CMS
Riikka Kumpulainen

193 Pages

158 Images

2 Documents

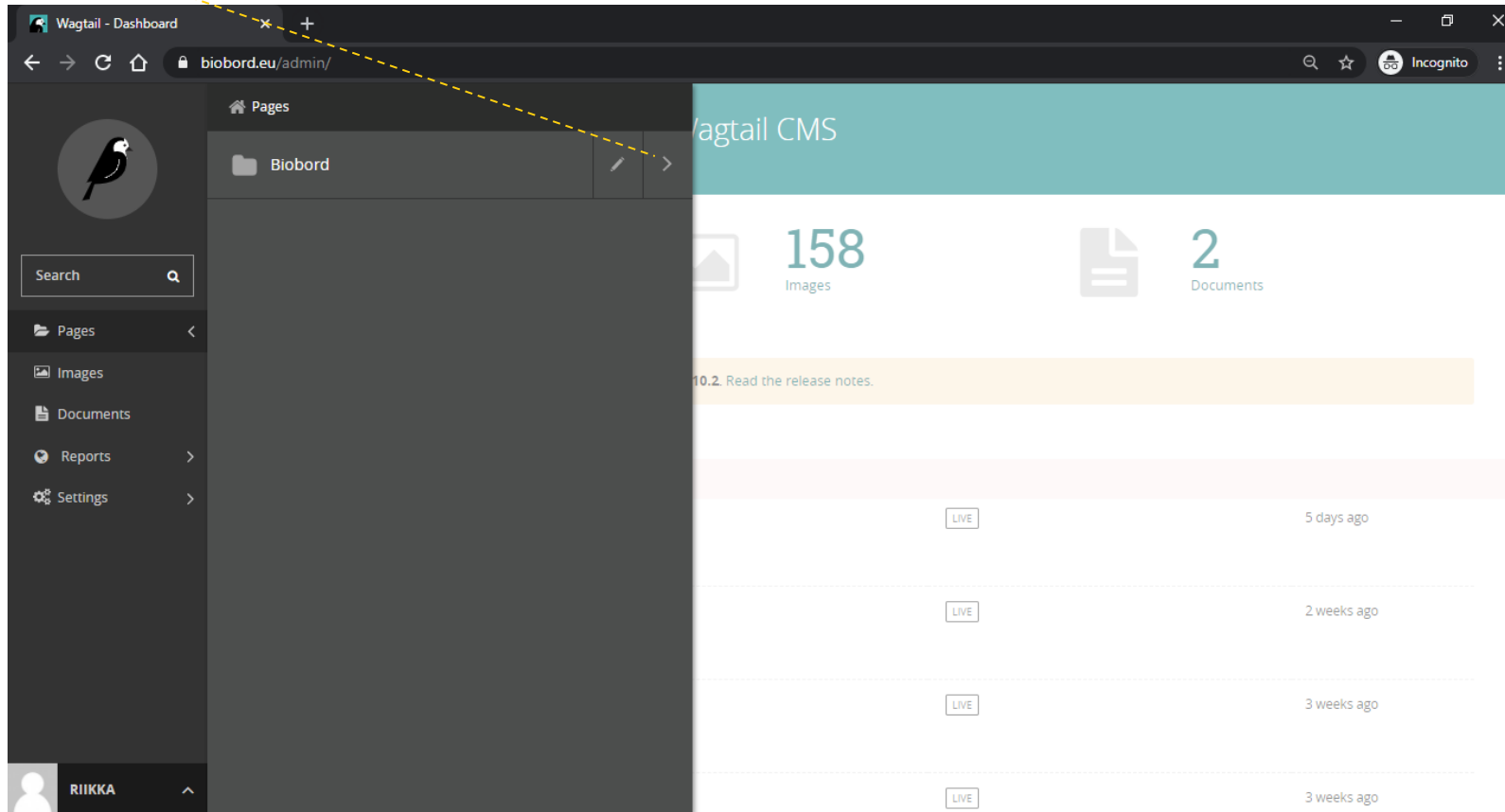
Wagtail upgrade available. Your version: 2.10. New version: 2.10.2. Read the release notes.

YOUR MOST RECENT EDITS

ConnectedByBiobord -project has begun!	LIVE	5 days ago
Results of RDI2CluB and Lessons Learnt	LIVE	2 weeks ago
Operating Model 3.0	LIVE	3 weeks ago

RIIKKA

2. Open Biobord file from the ARROW



The screenshot shows the Wagtail CMS admin interface in an Incognito browser window. The address bar displays `biobord.eu/admin/`. The left sidebar contains a navigation menu with the following items: Pages, Images, Documents, Reports, and Settings. The 'Pages' menu item is currently selected, and a sub-menu is open showing a folder named 'Biobord'. A dashed yellow arrow points from the text '2. Open Biobord file from the ARROW' to the 'Biobord' folder icon. The main content area shows the 'Wagtail CMS' dashboard with statistics for 158 Images and 2 Documents. Below the statistics, there is a list of items, each with a 'LIVE' status and a timestamp (e.g., '5 days ago', '2 weeks ago', '3 weeks ago').

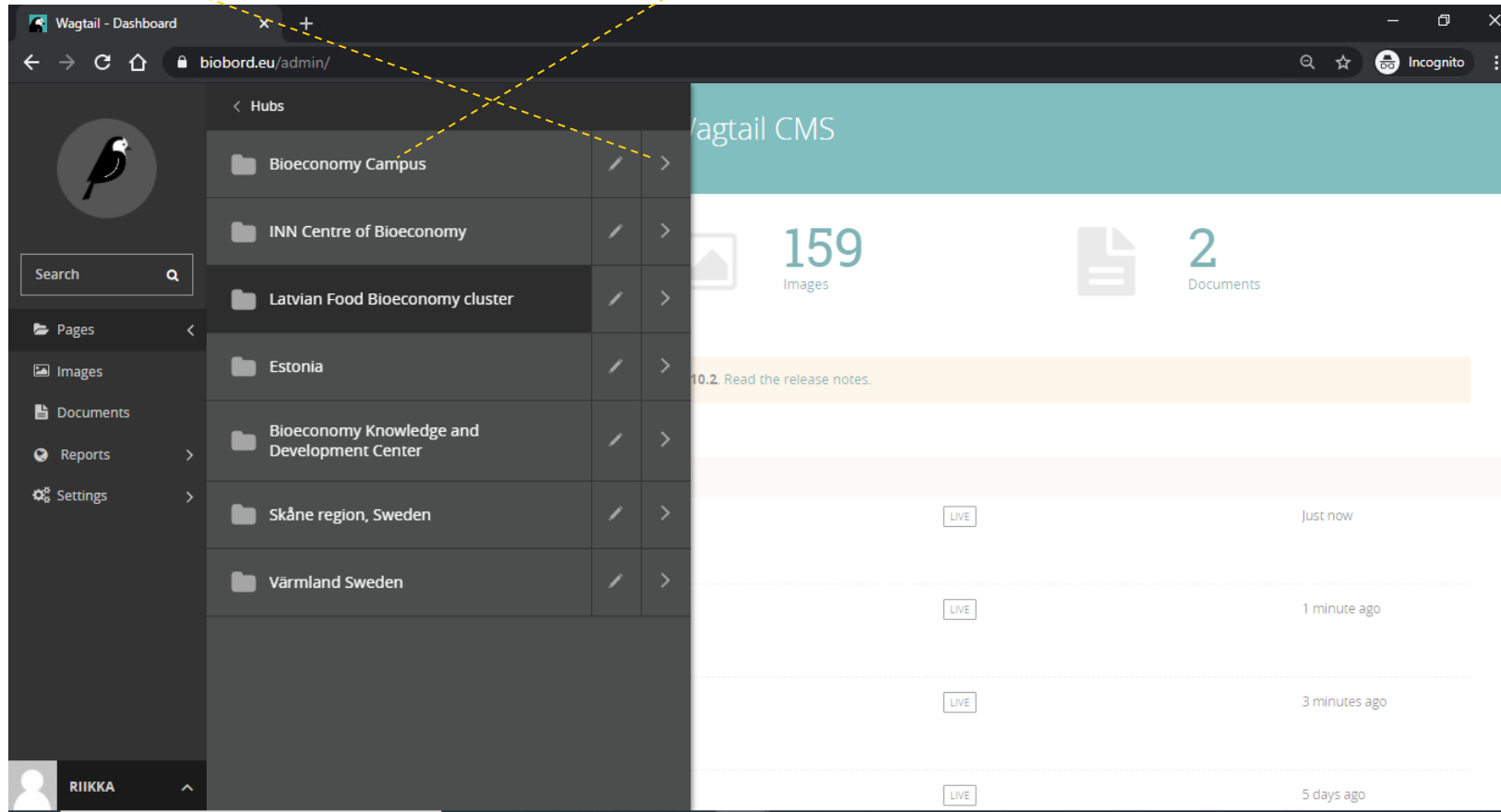
3. Open HUBS from the ARROW

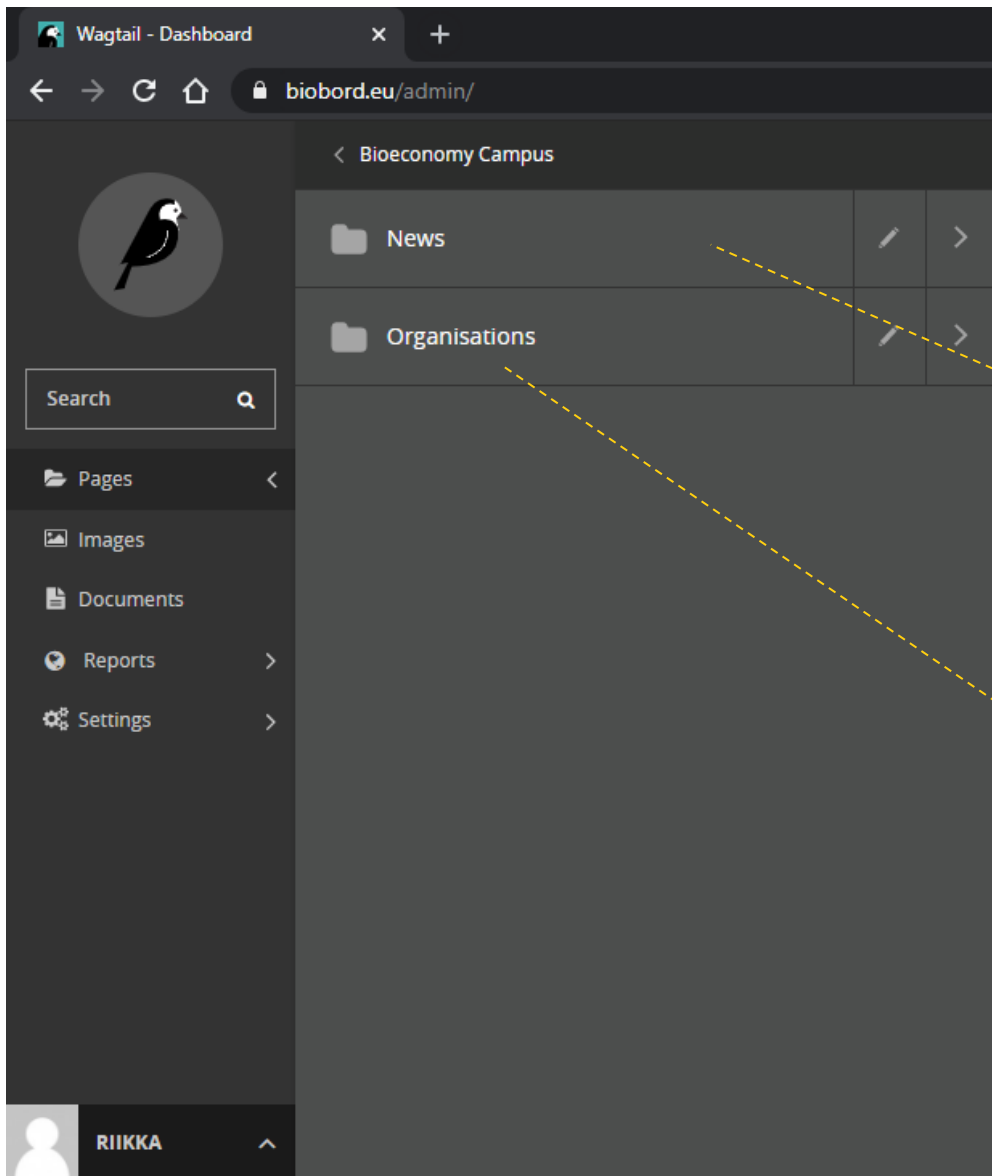
The screenshot shows the Wagtail admin interface for 'Exploring Bioeconomy'. The left sidebar contains a navigation menu with 'Pages' highlighted. The main content area displays a list of 'Sector categories' with columns for 'UPDATED', 'TYPE', and 'STATUS'. A yellow warning banner is visible above the list.

UPDATED	TYPE	STATUS
1 year, 7 months ago	Sector categories	LIVE
not be accessible at any URL until a site is associated with this location. Configure a site now.		
1 year, 6 months ago	Sector category element	LIVE
1 year, 6 months ago	Sector category element	LIVE
1 year, 6 months ago	Sector category element	LIVE
1 year, 6 months ago	Sector category element	LIVE
1 year, 7 months ago	Sector category element	LIVE

4. Select your hub from the ARROW

Also, by selecting your hub from the HUB NAME, you may edit hub description





Select this, if you wish to produce a news: select the name instead of arrow

And this, if you wish to produce a service card and/or edit your organization description: select the name instead of arrow

NEWS

The screenshot shows the Biobord News website interface. At the top, there is a navigation menu with links for HOME, ABOUT, SERVICES, NEWS, NETWORK MAP, FORUM, RESOURCES, and RIIKKA. Below the menu are logos for Interreg Baltic Sea Region and the European Union. The main heading is "BIOECONOMY NEWS".

On the right side, there is an "Archive" sidebar with the following filters:

- Filter by date
- Filter by bioeconomy sectors
- Filter by hubs
- Show all

The main content area displays three news articles:

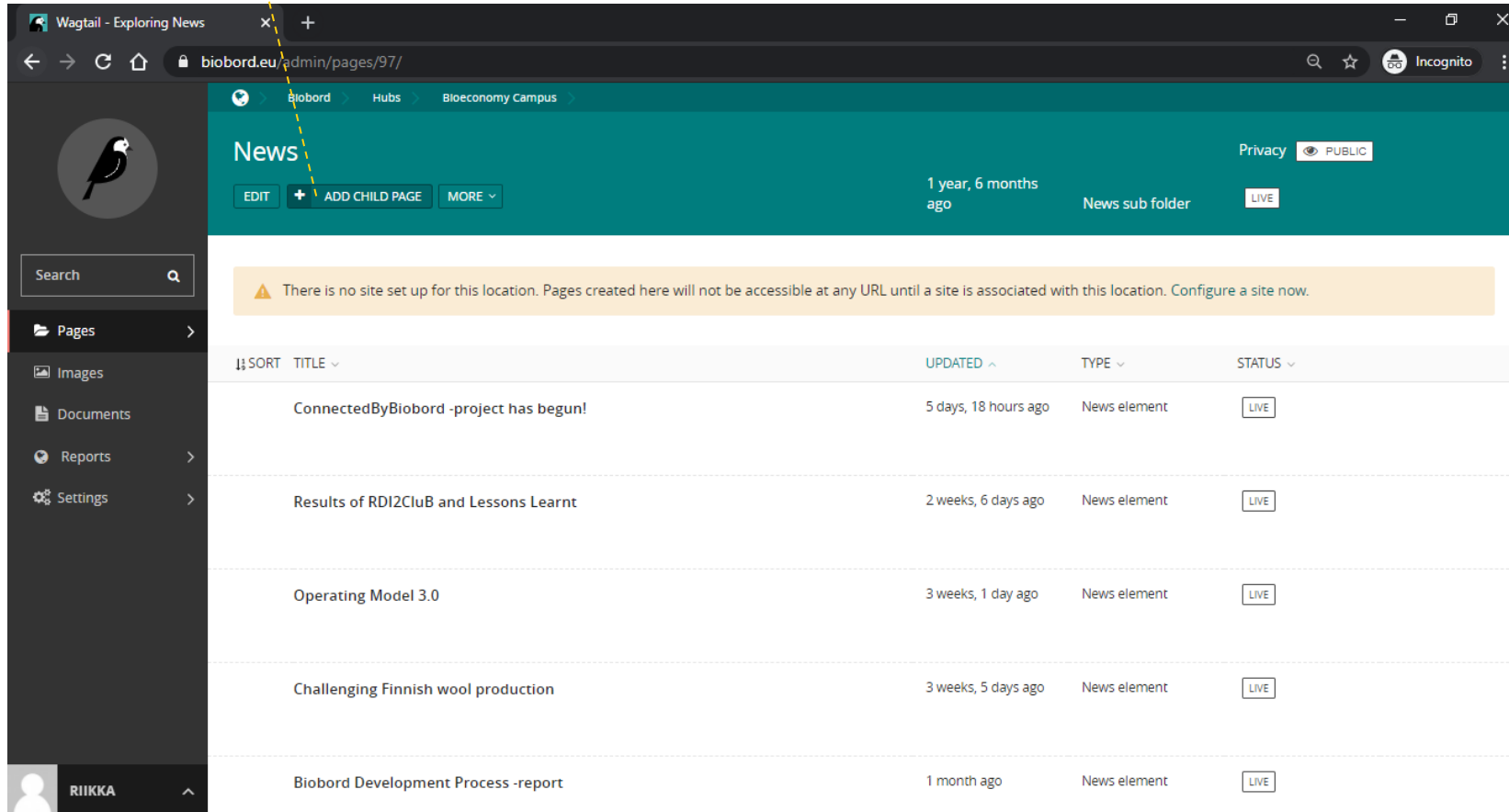
- 2020-10-15**: Bioeconomy Campus. Title: "ConnectedByBiobord - project has begun!". Subtitle: "ConnectedByBiobord - project had a kick-off today and here is a summary".
- 2020-09-30**: Bioeconomy Campus. Title: "Results of RDI2CluB and Lessons Learnt". Subtitle: "A three-year project of RDI2CluB (Rural RDI milieus in transition towards smart bioeconomy clusters and innovation ecosystems) has become to its end. Project has been funded by".
- 2020-09-29**: Bioeconomy Knowledge and Development Center. Title: "Bioeconomy as a chance for sustainable development of the regions - RDI2CluB final conference in Poland". Subtitle: "We all wish to live in a clean, pollution-free and well prospering region which".

At the bottom right of the news grid, there is a circular logo featuring a bird, which is the Wagtail logo.

Name of the proucer

Produced through Wagtail

5. Select ADD CHILD PAGE

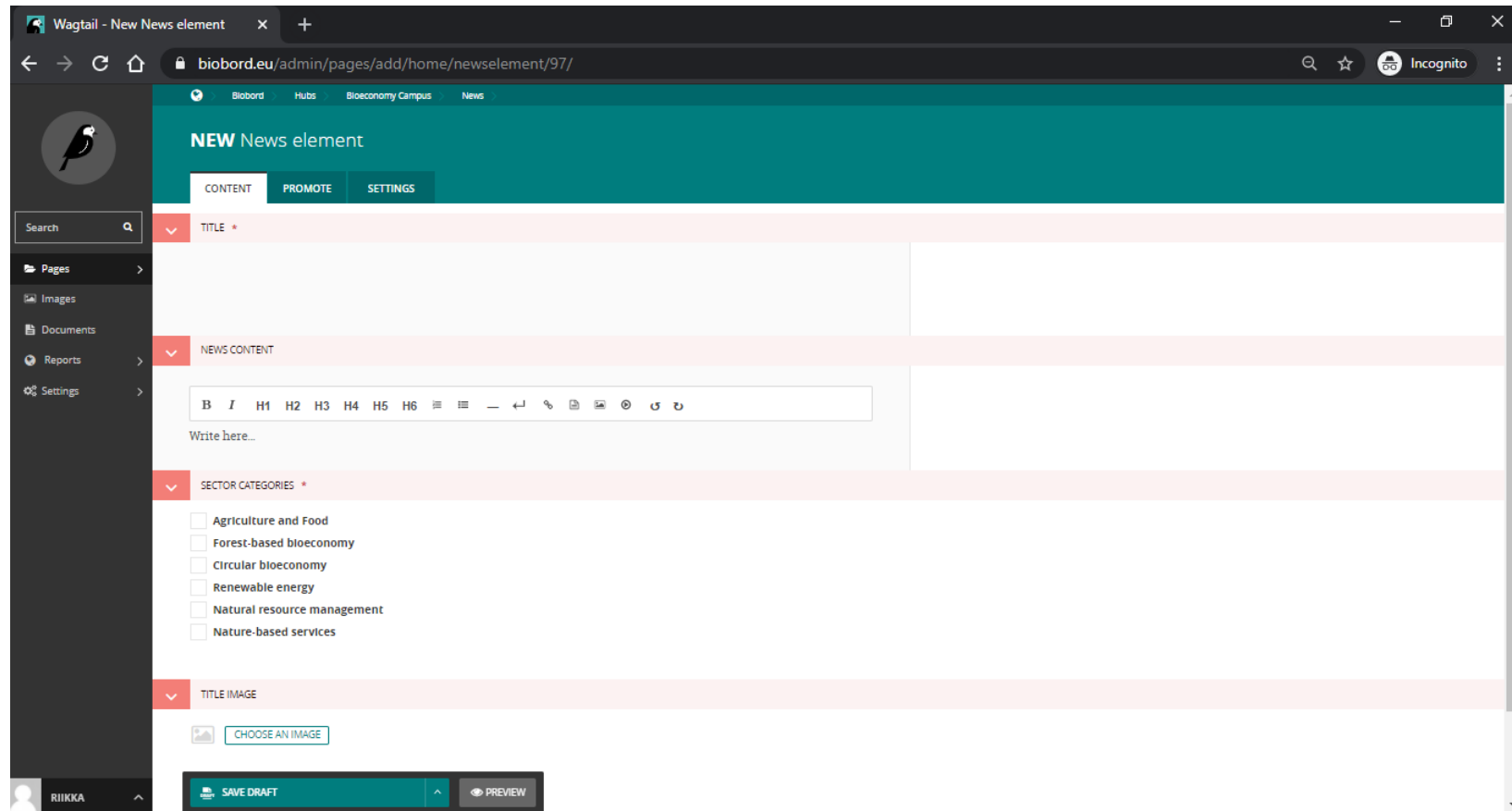


The screenshot shows the Wagtail admin interface for a news page. The browser address bar is `biobord.eu/admin/pages/97/`. The page title is "News" and it is set to "PUBLIC" privacy. The page was updated "1 year, 6 months ago" and is a "News sub folder" with a "LIVE" status. A warning message states: "There is no site set up for this location. Pages created here will not be accessible at any URL until a site is associated with this location. Configure a site now." Below this is a table of published news items.

Sort	Title	Updated	Type	Status
	ConnectedByBiobord -project has begun!	5 days, 18 hours ago	News element	LIVE
	Results of RDI2CluB and Lessons Learnt	2 weeks, 6 days ago	News element	LIVE
	Operating Model 3.0	3 weeks, 1 day ago	News element	LIVE
	Challenging Finnish wool production	3 weeks, 5 days ago	News element	LIVE
	Biobord Development Process -report	1 month ago	News element	LIVE

Published news listed

6. Create the content for your news



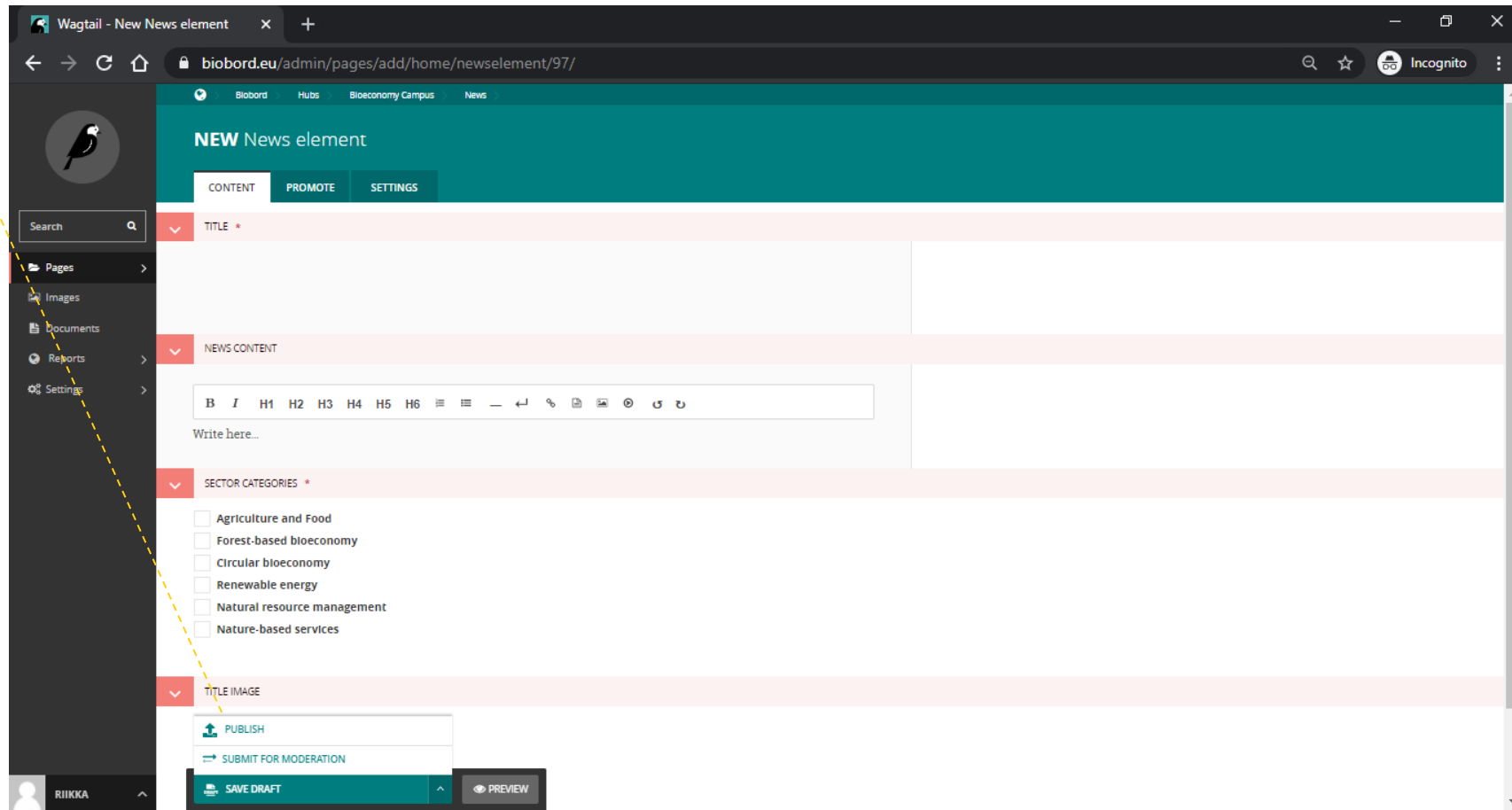
The screenshot shows the Wagtail admin interface for creating a new news element. The browser address bar displays `biobord.eu/admin/pages/add/home/newselement/97/`. The page title is "NEW News element". The interface includes a sidebar with navigation options: Pages, Images, Documents, Reports, and Settings. The main content area is divided into sections:

- TITLE**: A text input field for the news title.
- NEWS CONTENT**: A rich text editor with a toolbar containing options for Bold (B), Italic (I), H1, H2, H3, H4, H5, H6, bulleted list, numbered list, link, unlink, image, video, and undo/redo. Below the toolbar is a text area with the placeholder "Write here...".
- SECTOR CATEGORIES**: A list of checkboxes for selecting categories:
 - Agriculture and Food
 - Forest-based bioeconomy
 - Circular bioeconomy
 - Renewable energy
 - Natural resource management
 - Nature-based services
- TITLE IMAGE**: A section with a "CHOOSE AN IMAGE" button.

At the bottom of the interface, there are buttons for "SAVE DRAFT" and "PREVIEW". The user's name "RIIKKA" is visible in the bottom left corner.

7. Select PUBLISH

You can always come back here and edit the news after publishing



The screenshot shows the Wagtail CMS interface for editing a news element. The browser address bar indicates the URL is `biobord.eu/admin/pages/add/home/newselement/97/`. The interface features a dark teal header with the title "NEW News element" and three tabs: "CONTENT", "PROMOTE", and "SETTINGS". A left sidebar contains a search bar and navigation options for Pages, Images, Documents, Reports, and Settings. The main content area is divided into sections: "TITLE" (with a red dropdown arrow), "NEWS CONTENT" (with a rich text editor toolbar and the text "Write here..."), and "SECTOR CATEGORIES" (with a red dropdown arrow and a list of categories: Agriculture and Food, Forest-based bioeconomy, Circular bioeconomy, Renewable energy, Natural resource management, and Nature-based services). At the bottom, there are three buttons: "PUBLISH" (highlighted with a dashed yellow line), "SUBMIT FOR MODERATION", and "SAVE DRAFT". A "PREVIEW" button is also visible in the bottom right corner. The user's name "RIIKKA" is shown in the bottom left corner.

SERVICE CARDS

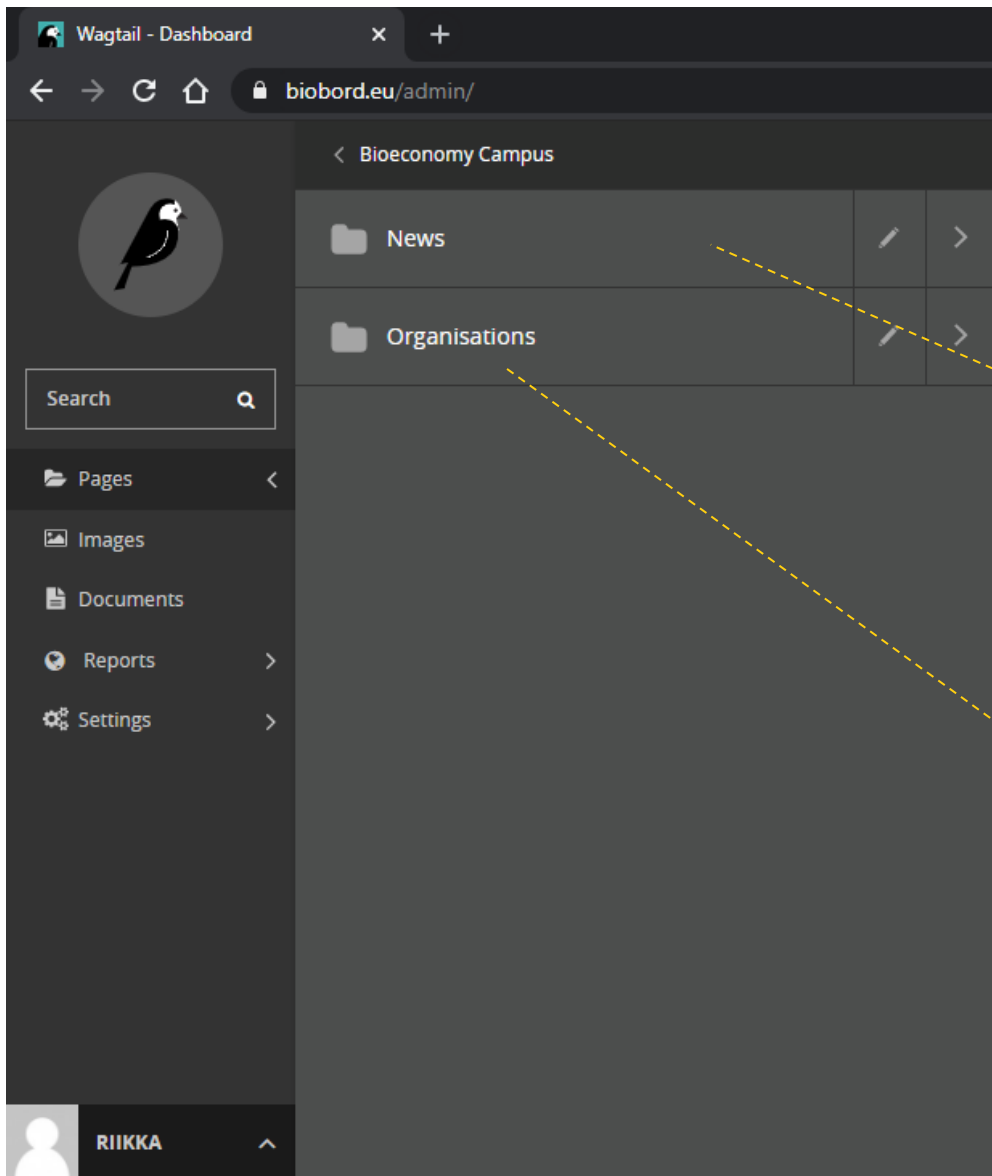
The screenshot shows the Biobord Platform website interface. At the top, there is a navigation bar with the Biobord Platform logo and menu items: HOME, ABOUT, SERVICES, NEWS, NETWORK MAP, FORUM, RESOURCES, and RIIKKA. Below the navigation bar, there are logos for Interreg Baltic Sea Region and the European Regional Development Fund. The main heading is "BIOECONOMY SERVICES".

On the right side, there is an "Archive" section with filters: "Filter by service category", "Filter by bioeconomy sectors", and "Filter by hubs", each with an upward arrow icon. A "Show all" button is located below the filters.

The main content area displays three service cards:

- Card 1:** Bioeconomy Knowledge and Development Center | Bioeconomy Knowledge and Development Center. Title: "Biobank - R&D services within medical sector". Description: "Bioeconomy Knowledge and Development Center, operating within the Regional Science and Technology Center, possesses high quality R&D".
- Card 2:** INN Centre of Bioeconomy | Inland Norway University of Applied Sciences. Title: "Applied Molecular and Microbial Genetics". Description: "Molecular Genetics is a broad field spanning from functional genomics (elucidation of gene function) to CRISPR/Cas-based gene editing to the development of novel DNA technologies".
- Card 3:** INN Centre of Bioeconomy | Inland Norway University of Applied Sciences. Title: "Cell- and reproduction biotechnology". Description: "Reproduction Biotechnology comprises technological and biological approaches to reveal factors affecting fertility, across species and kingdoms. Gametes from animals, aquatic organisms and plants".

Search functions



Select this, if you wish to produce a news: select the name instead of arrow

And this, if you wish to produce a service card and/or edit your hub description and or edit your organization description: select the name instead of arrow

From this view, you may create/edit your organization's description by selecting your organization

From here, you may add an organization inside of the hub you are in

II SORT	TITLE	UPDATED	TYPE	STATUS	
	Regional Council of Central Finland	4 months, 3 weeks ago	Organisations	LIVE	>
	SSYP Kehitys Oy Ltd.	4 months, 3 weeks ago	Organisations	LIVE	>
	JAMK University of Applied Sciences, Institute of Bioeconomy	4 months, 3 weeks ago	Organisations	LIVE	>
	POKE Vocational College	4 months, 3 weeks ago	Organisations	LIVE	>

5. If you are creating a service card, select the **ARROW**

Here you may also edit
the contact
information of your
organization

Wagtail - Exploring Regional Cou x +

bio bord.eu/admin/pages/142/

Biobord Hubs Bioeconomy Cimpus Organisations

Regional Council of Central Finland Privacy PUBLIC

EDIT VIEW LIVE + ADD CHILD PAGE MORE

4 months, 3 weeks ago Organisations LIVE

SORT	TITLE	UPDATED	TYPE	STATUS
	Services		Services sub folder	LIVE
	Contacts		Contacts sub folder	LIVE

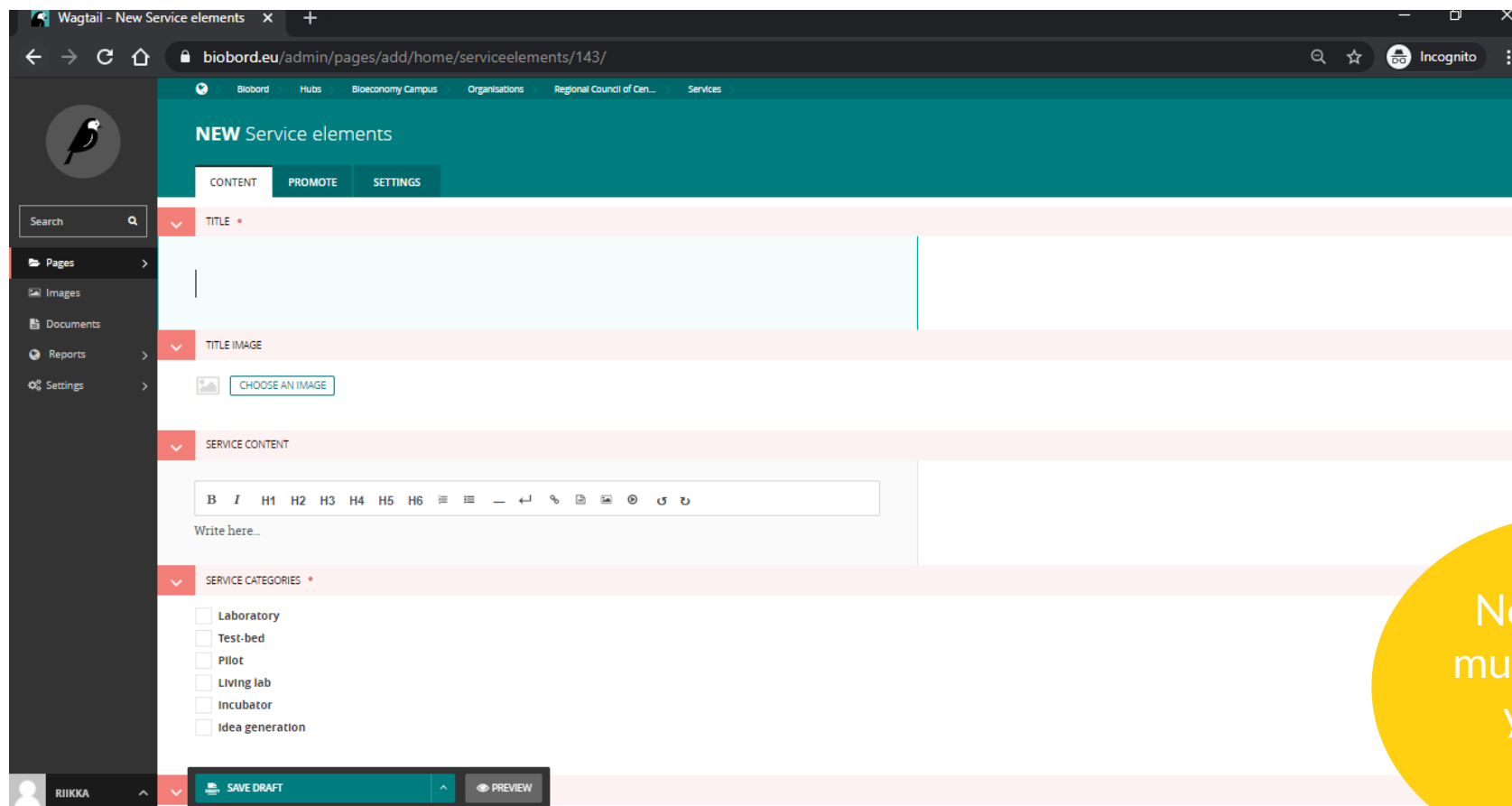
Page 1 of 1.

RIIKKA

6. Select **SERVICES**

7. Add a childpage

8. Create content and publish



The screenshot shows the Wagtail admin interface for creating a new service element. The browser address bar indicates the URL: `biobord.eu/admin/pages/add/home/serviceelements/143/`. The page title is "NEW Service elements". The interface is divided into several sections:

- CONTENT**: The main editing area, currently empty.
- TITLE IMAGE**: A section for adding a title image, with a "CHOOSE AN IMAGE" button.
- SERVICE CONTENT**: A rich text editor with a toolbar containing bold, italic, heading (H1-H6), list, link, and other icons. The text area contains the placeholder "Write here...".
- SERVICE CATEGORIES**: A list of checkboxes for selecting service categories:
 - Laboratory
 - Test-bed
 - Pilot
 - Living lab
 - Incubator
 - Idea generation


At the bottom of the interface, there are buttons for "SAVE DRAFT" and "PREVIEW". The user's name "RIIKKA" is visible in the bottom left corner.

No limits of
much content
you may
create

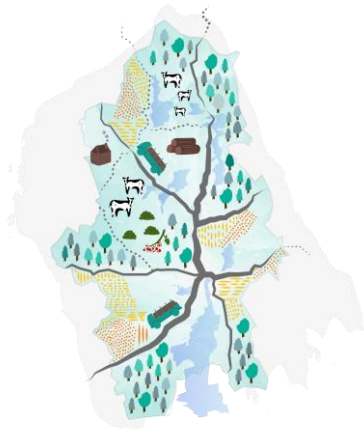
BIOBORD BRAND



BIOBORD
PLATFORM



Biobord – Connecting bioeconomy developers



BIOBORD
PLATFORM

FONTS:

Lato

**Rubik medium
(headings)**



- Logos and illustrations available in the Resources (DMS)
- Ready-templates include correct fonts and colors:
 - Power point
 - Word
 - Leaflet
 - Roll-up
- Communication guide helps with the use of Biobord brand:
<https://forum.biobord.eu/t/biobord-operating-model/802>
- Biobord in social media: Facebook and Twitter (LinkedIn coming soon)
@Biobord_platform
- #biobord #connectedbybiobord #bioeconomy
- Biobord news will be shared in the social media platforms
- Ready presentations of Biobord and ConnectedByBiobord available, also easy user guides available for marketing. Biobord marketing fill coming in December 2020. <https://forum.biobord.eu/c/connectedbybiobord/communication/91>



NEXT STEPS FOR CONNECTEDBYBIOBORD

Creating hub descriptions and organization descriptions:

A3.2.3: With the guidance of PP1 and PP6, **the extended partners of the Biobord network in Värmland (SWE), Skåne (SWE) and Pärnu (EE) Regions will study and analyze their potential to use Biobord and to connect their regional innovation system (RIS) actors and services to the Biobord platform.** PP2, PP7 and PP8 carry out mapping of the regional innovation system in line with the process outlined in the Biobord Operating Model, Guide 1. The mapping is started by the core organizations and the results are validated in regional workshops with key stakeholders of the RIS. The regional workshop introduce Biobord network and platform to get feedback on the future co-operation potential and interests to join the network. PP1 or PP6 will participate in the regional workshops to provide examples on the potential of the platform. **(M3-M6)**

Biobord facilitation and marketing:

A3.2.2 All partners take part in the BB-forum facilitation to guide new users from their region. In Biobord Administrator role, PP1 provides continuous technical support for Biobord platform users as well as coordinates the facilitators support forum (Biobord Network Lounge), matchmaking forum (Open Biobord Forum) and joint web-events (Biobord On Stage) to support the WP2 transnational working groups in building an online co-creation dialogue and **engaging their stakeholders and target groups (M2-M9)**

Many ways to attract users on Biobord: regional groups, introduction events, project groups





BIOBORD
PLATFORM



THANK YOU!

Riikka Kumpulainen, Biobord admin &
ConnectedByBiobord Project Manager

Phone & Whatsapp +358 505759454

E-mail: riikka.kumpulainen@jamk.fi

Biobord.eu